

Lay-in/recessed/surface mounted luminaire - Micro-prismatic diffuser - direct distribution

Extremely flat white powder coated aluminium frame, installation height 13 mm, galvanised sheet steel cover suitable for ceilings with exposed T-bars. Housing colour traffic white RAL 9016; Direct light distribution using microprismatic glass, for VDU workstations, $65^\circ < 3000 \text{ cd/m}^2$ omnidirectional glare suppression according to current DIN-EN 12464-1 standard; External DALI driver. Electric connection via 150mm long connection cable $2 \times 0.5 \text{ mm}^2$ including coupling connector. Connection box with 5-pin plug-type terminal for cable cross-sections up to $5 \times 2.5 \text{ mm}^2$ and strain relief, suitable for feed-through wiring; note on protection type: IP20 for surface-mounted installation, IP40 for recessed mounting. Recommended accessories for installation in cut-out ceilings, mounting kit PE-ES 625 and surface-mounting frame PE-AR 600/625 must be ordered separately.

CHARACTERISTICS

Order number	60154036650
EAN number	4020863337774
Commodity code	94051190
Certification mark	IP 40/20, Protection class II, VDU 65° < 3000, F, Indoor, CE
Impact resistance (IK rating)	IK02
Ambient temperatur	ta 25°C
Special properties	Ready for IoT
Warranty period	5 years
State funding programs	BEG - Federal funding for efficient buildings (valid only for Germany)

ELECTRICAL ENGINEERING

Controller	Electronic driver DALI2 (1 pcs.)
System output	29W
Mains voltage	230V/50Hz
Circuit breakers (inrush current)	33 pieces/B10, 55 pieces/B16, 57 pieces/C10, 92 pieces/C16
Energy efficiency class/light source	C

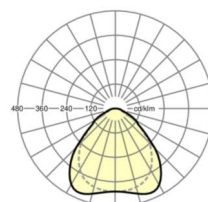
LIGHTING TECHNOLOGY

Placement	LED, Colour rendering/Light colour CRI \geq 80 / 4000K
Colour tolerance (MacAdam)	3SDCM
Nominal luminous flux	4115lm
LED service life	50000h L80/B10 (Tq 25°C/do not cover with insulation wool)
Luminaire luminous efficiency	140lm/W
UGR lat./long.	18.5 / 18.1

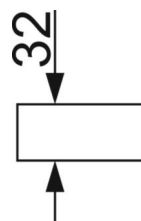
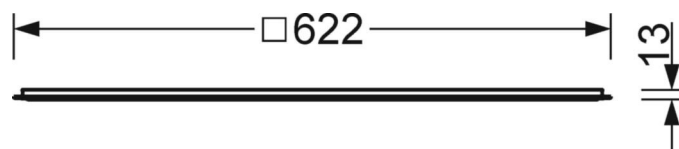
MECHANICS

Housing colour	traffic white RAL 9016
Dimensions (LxWxH/DxH)	622mm x 622mm x 13mm
Depth	13mm
Ceiling system	Ceilings with visible T-rails [s-TS] (625x625 mm), cut-out ceilings [AD]
Ceiling cut-out (LxW/D)	612mm x 612mm
Installation depth	100mm [AD]; 100mm [s-TS]; 100mm [s-TS] min
Weight (net)	3.99kg
Type of installation	Recessed mounting, Ceiling installation individual mounting, Ceiling-mounted single installation

DEEP-LINK

<https://www.regiolum.de/en/article/60154036650>


Reference	LED 3800lm 840
η_{LB}	100 %
$\Phi_{\downarrow/\uparrow}$	100 % / 0 %
UGR lat./long.	18.5 / 18.1
VDU	$65^\circ < 3000 \text{ cd/m}^2$



Dimensions

L	622 mm	Length
B	622 mm	Width
H	13 mm	Height
T	13 mm	Depth
DA(L)	612 mm	Cutting dimension length
DA(B)	612 mm	Cutting dimension width
DS min	10 mm	Ceiling thickness minimum
Et(min)	100 mm	Ceiling distance minimum - minimum dimension (visible T-rail)
Et(AD)	100 mm	Ceiling distance minimum (cut-out ceiling)
Et(TS)	100 mm	Ceiling distance minimum - recommended (visible T-rail)
MLTS1	625 mm	Module dimension length (visible T-rail)
MLTS_1/2	625	Module dimension length (visible T-rail) 1/2
MBTS1	625 mm	Module dimension width (visible T-rail)
MBTS_1/2	625	Module dimension width (visible T-rail) 1/2
KL	144 mm	Length luminaire head or box for ballasts
KB	42 mm	Width luminaire head or box for ballasts
KH	29 mm	Height luminaire head or box for ballasts

